

## Select Harvests Food Products Pty Ltd

PRIMARY INDUSTRY SECTOR

Food and beverage

PACKAGING SUPPLY CHAIN POSITION

Manufacturer

TURNOVER

Medium [\$50 - \$750 million]

ABN

17 058 752 846

### INTRODUCTION

For the 2020 APCO Annual Report, your organisation has obtained the following scores:

**Core criteria:** 43%, Performance Level 3 - **Advanced**

**Recommended criteria:** 32%, Performance Level 2 - **Good Progress** (based on 5 of 6 recommended criteria attempted by your organisation).

This report is generated from the results of APCO Members who submitted their 2020 APCO Annual Report by 3rd August 2020. This allows you to benchmark your performance against fellow APCO Members, including by your industry sector, supply chain position and turnover bracket. For your organisation's detailed individual results, please refer to your 2020 *Performance Summary*.

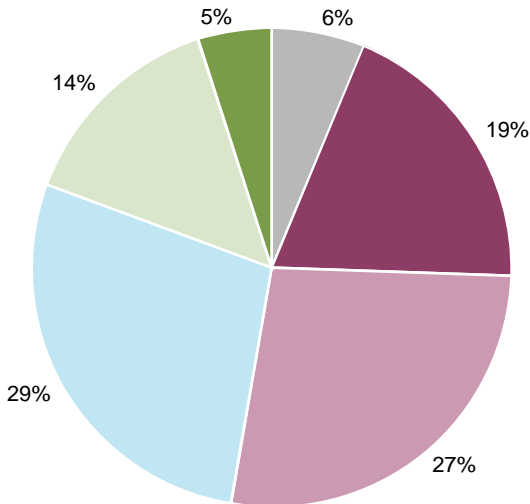
### OVERALL CORE AND RECOMMENDED RESULTS

The pie charts below illustrate how your organisation performed in comparison to **all Brand Owner APCO Members**. For the 2020 APCO Annual Report, the total average score for core criteria was 38%.

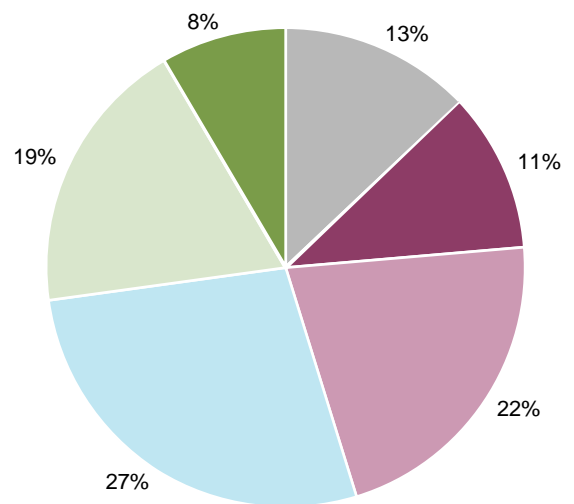
**Performance Levels:** Not yet started (=0%), Getting started (1% to 20%), Good progress (21% to 40%), Advanced (41% to 60%), Leading (61% to 80%), Beyond best practice (81% to 100%).

#### CORE

#### RECOMMENDED



Your Performance Level: ■



Your Performance Level: ■

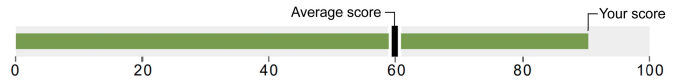
#### Legend - Performance Levels

- |  |  |   |  |
|--|--|---|--|
| <span style="color: #A0A0A0;">■</span> Not attempted | <span style="color: #808080;">■</span> Not yet started | <span style="color: #800040;">■</span> Getting started      | <span style="color: #C06080;">■</span> Good progress |
| <span style="color: #00AEEF;">■</span> Advanced      | <span style="color: #A0D0A0;">■</span> Leading         | <span style="color: #008000;">■</span> Beyond best practice |  |

## Select Harvests Food Products Pty Ltd

### RESULTS BY CRITERIA

The information detailed below has been gathered from the results achieved by all Brand Owner APCO Members.



### LEADERSHIP


#### 1.1 Packaging Sustainability Strategy (Core)

In 2020, the average score was 47%. Your organisation scored 40%.




#### 1.2 Closed-Loop Collaboration (Core)

In 2020, the average score was 31%. Your organisation scored 40%.




#### 1.3 Consumer Engagement (Recommended)

In 2020, the average score was 23%. Your organisation scored 20%.



#### 1.4 Industry Leadership (Recommended)

In 2020, the average score was 23%. Your organisation scored 0%.



### OUTCOMES


#### 2.1 Packaging Design & Procurement (Core)

In 2020, the average score was 32%. Your organisation scored 0%.



#### 2.2 Packaging Materials Efficiency (Core)

In 2020, the average score was 40%. Your organisation scored 100%.



#### 2.3 Recycled & Renewable Materials (Core)

In 2020, the average score was 51%. Your organisation scored 100%.




#### 2.4 Post-consumer Recovery (Core)

In 2020, the average score was 47%. Your organisation scored 0%.




#### 2.5 Consumer Labelling (Recommended)

In 2020, the average score was 33%. Your organisation scored 80%.



#### 2.6 Product-packaging Innovation (Recommended)

In 2020, the average score was 13%. Your organisation scored 20%.



## Select Harvests Food Products Pty Ltd

### OPERATIONS

#### 3.1 Business-to-Business Packaging (Core)

In 2020, the average score was 20%. Your organisation scored 20%.




#### 3.2 On-site Waste Diversion (Recommended)

In 2020, the average score was 28%. Your organisation scored 0%.



#### 3.3 Supply Chain Influence (Recommended)

In 2020, the average score was 30%. Your organisation scored 40%.



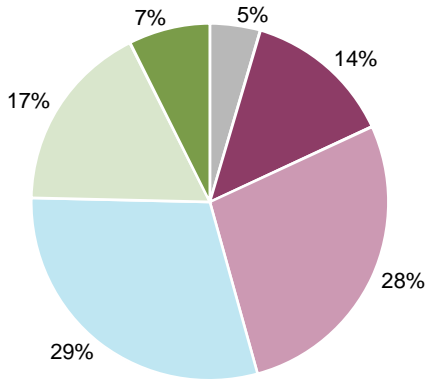
### RESULTS BY SECTOR

The pie charts below illustrate how your organisation performed in comparison to fellow APCO Members in your recorded industry sector, supply chain position and turnover bracket.

#### INDUSTRY

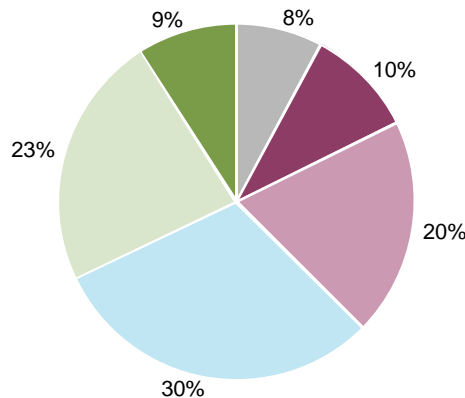
The pie charts below illustrate how your organisation performed in comparison to fellow APCO Members in the **Food and beverage** sector.

#### CORE



Your Performance Level: ■

#### RECOMMENDED



Your Performance Level: ■

#### Legend - Performance Levels

- Not attempted
- Not yet started
- Getting started
- Good progress
- Advanced
- Leading
- Beyond best practice

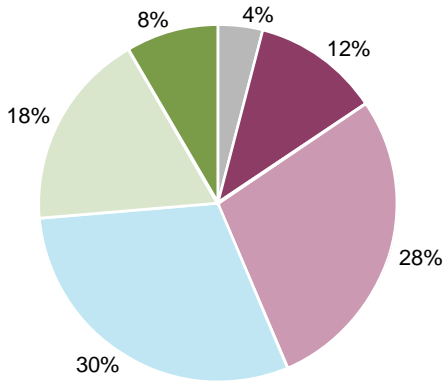
## Select Harvests Food Products Pty Ltd

### SUPPLY CHAIN

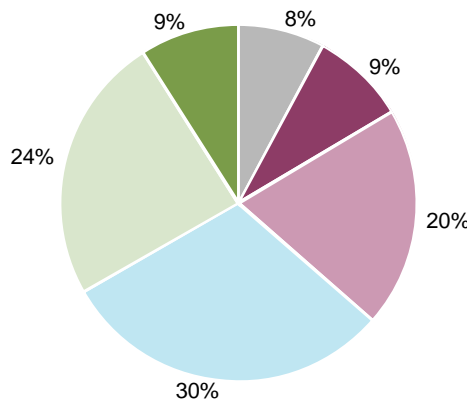
The pie charts below illustrate how your organisation performed in comparison to fellow APCO Members in the **Manufacturer** supply chain position.

#### CORE

#### RECOMMENDED



Your Performance Level: ■



Your Performance Level: ■

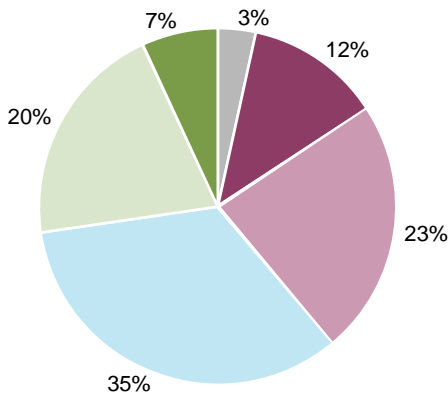


### TURNOVER

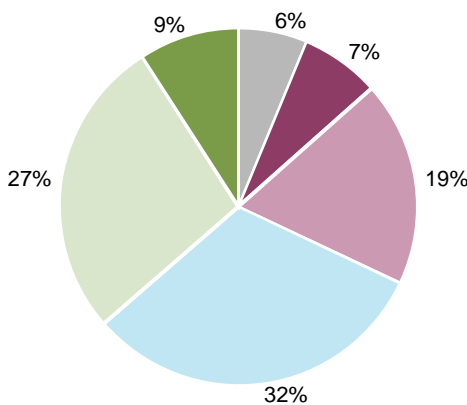
The pie charts below illustrate how your organisation performed in comparison to fellow APCO Members in the **Medium [\$50 - \$750 million]** turnover bracket.

#### CORE

#### RECOMMENDED



Your Performance Level: ■



Your Performance Level: ■



### DISCLAIMER

The copyright owners of this report are The Australian Packaging Covenant Organisation (APCO) and the University of Technology Sydney (UTS). The data contained within this report is owned exclusively by APCO. This report (including all text, images and attachments) has been prepared for the exclusive use and benefit of the copyright holders and each addressee(s) only. The copyright owners give their consent and grant a limited licence to each addressee(s) for the use of this report, in its entirety, to be reproduced, distributed and communicated to third parties or made public at the discretion of the addressee(s). All other rights are strictly reserved. The addressee(s) is not permitted to reproduce, distribute or communicate separate subsections, images or individual pages of this report. The report can only be reproduced, distributed or communicated in full. The information contained in this report does not constitute investment or business advice and addressee(s) should not rely on the information for such purposes. All addressee(s) should obtain their own independent advice before making any financial decisions based on the information included in this report. 2017-2020 ©.

Suite 1102, Level 11, 55 Clarence Street, Sydney, NSW, 2000 ☎ (02) 8381 3700 ✉ apco@packagingcovenant.org.au